



## SYSTEM SOLUTIONS FOR KITCHENS



---

Everything starts with an idea. An idea that we believe in,  
that drives us every day and that surprises  
and excites us again and again.

” *We want  
to create high-quality system  
solutions for living spaces.  
For everyone.*

This is the idea that Hermann Vauth and Heinrich Sagel  
created in 1962. And that we still hold on to today. Every day.  
To us space is in the eye of the beholder. We see solutions  
where others look away. We never rest on our laurels. We are  
always thinking one step ahead and looking for new challenges  
in order to recognize and redefine the living spaces of  
tomorrow and to facilitate and beautify everyday life.



# CONTENT

## VS SUB - BASE CABINETS

VS SUB Slim	08
VS SUB Side	10
VS SUB Flex	12
VS SUB Basket	14
VS SUB Sink	16

## VS ENVI - WASTE BIN SYSTEMS

VS ENVI Space / Pro	20
VS ENVI Space XX / Pro	22
VS ENVI Fit	24
VS ENVI Flex	26
VS ENVI Free	28
VS ENVI Drawer	30
VS ENVI Kick	32
VS ENVI Center	34

## VS COR - CORNER CABINETS

CORNERSTONE MAXX	38
CORNERSTONE	40
VS COR Wheel Pro	42
VS COR Fold	44
VS COR Fold G	46
VS COR Flex	48

## VS TAL - TALL CABINETS

VS TAL Gate	52
VS TAL Gate C	54
VS TAL Gate N	56
VS TAL Gate Pro	58
VS TAL Larder	60
VS TAL Larder Spin	62

## VS TOP - WALL CABINETS

VS TOP Dish	66
VS TOP Spice	68

## VS ADD - ACCESSORIES

VS ADD Towel	72
VS ADD Shelf	74
VS ADD Iron	76
VS ADD T.O.M	78

## VARIANTS

Colour variants	82
Design variants	84
Shelf design	86

## ABOUT VAUTH-SAGEL





VS TOP - Wall cabinets

VS TAL - Tall cabinets

VS ADD - Accessories

VS ENVI - Waste bin systems

VS COR - Corner cabinets

VS SUB - Base cabinets

“*A good kitchen  
is a good part  
of a good life.*”

The kitchen is the centre of household life, in all continents on earth. Priorities differ depending on the cultural area, with design customized according to the tastes and way of life of the residents – but it's always the place where people come together. Where people not only cook and eat together, but also talk, laugh and communicate with each other. A kitchen that is perfectly tailored to the desires and needs of its users, that optimally utilizes all spaces and that combines material quality, convenience, functionality and aesthetics is the ideal to which we have been committed to for more than 50 years.



## **VS SUB - BASE CABINETS**

The base cabinet is the fundament of every kitchen. After all, what happens under the work top is important as what happens on top. As whether food or cooking utensils, cutlery or dishes, whether for a small student's flat or a trendy loft – our base cabinet solutions are intelligent, versatile and flexible in order to make every day life easier.





VS SUB Slim with two storage racks

## VS SUB - BASE CABINETS

### VS SUB Slim

NO GAP IS TOO SMALL.

Niches in the kitchen often remain unused – until now. Two fixed racks transform the smallest gap into a stacking-space miracle for storing towels or baking trays.variable storage space miracle.

#### DETAILS

- ✓ Cabinet width: 150 mm
- ✓ Minimum installation depth: 495 mm
- ✓ Minimum installation height: 530 mm
- ✓ EasyFit: tool-free installation onto the runners
- ✓ Three versions: two storage racks, towel holder and baking tray storage
- ✓ 3D front adjustment allows simple, convenient front adjustment
- ✓ Integrated soft-closing and self-closing on both runners
- ✓ Load capacity: max. 6 kg per shelf element
- ✓ Versions available for 90° or 45° angled front



VS SUB Side | Planero

## VS SUB - BASE CABINETS

### VS SUB Side

ALWAYS AT YOUR SIDE.

The demands in the kitchen change at a rapid pace. The traditional system that fits into any space has been redeveloped in terms of design and functionality. The basic pull-out, which fits into any space, is an unbeatable bestseller.

#### DETAILS

- ✓ Cabinet widths: 150, 200 and 300 mm
- ✓ Minimum installation depth: 495 mm
- ✓ Minimum installation height: 485 mm
- ✓ Unhanded
- ✓ EasyFit: tool-free connection to front
- ✓ Storage versions for 90°, 45° and 35° models
- ✓ Storage units for towels and baking trays
- ✓ Individual height adjustment for baskets
- ✓ 3D front adjustment allows simple, convenient front adjustment
- ✓ Integrated soft-closing and self-closing
- ✓ Installation template: no measuring necessary when installing in cabinet
- ✓ Load capacity: max. 20 kg
- ✓ Storage versions: Classic, Saphir, Premea, Artline and Planero





VS SUB Flex | Artline

## VS SUB - BASE CABINETS

### VS SUB Flex

STORAGE SPACE WITH ROOM TO PLAY.

Height-adjustable storage elements are attached to either side at the second and third level to individually adjust the storage needs to use the available storage space even more flexibly and individually bottle storage elements can be ordered instead. Thanks to an integrated damping, opening and shutting the base cabinet operates extremely quietly. That's why the height adjustable shelf element on the second and third level, divided on both sides, allows for individualized adjustment of storage space heights. The base cabinet is very quiet to open and close, thanks to integrated shock absorption.

#### DETAILS

- ✓ Cabinet widths: 450, 500 and 600 mm
- ✓ Minimum installation depth: 470 mm
- ✓ Minimum installation height: 650 to 850 mm
- ✓ Height-adjustable storage elements at the second and third level
- ✓ Storage units for bottles
- ✓ Individual height adjustment for baskets
- ✓ 3D front adjustment allows simple, convenient front adjustment
- ✓ Integrated soft-closing and self-closing on both runners
- ✓ Load capacity: max. 40 kg
- ✓ Storage versions: Classic, Saphir, Premea, Artline and Planero





VS SUB Basket | Saphir

## VS SUB - BASE CABINETS

### VS SUB Basket

A NICE MOVE TO THE BASKET.

Basket pull-out with integral self-closing and soft-closing for installation in cabinets with hinged doors or cabinets with door fronts. Usable as a front or internal pull-out, this basket pull-out is equipped with a self-closing mechanism and integrated shock absorption system.

#### DETAILS

- ✓ Cabinet widths: 400, 450, 500, 600, 800, 900, 1,000 and 1,200 mm
- ✓ Minimum installation depth: 515 mm
- ✓ Minimum installation heights:
  - 160 mm with runner, without front attachment for basket pull-out
  - 185 mm with runner, front attachment for front pull-out
- ✓ Variants with spacing strip for installation behind a door
- ✓ Mounting of the baskets on the runners without tools
- ✓ 3D front adjustment allows simple, convenient front adjustment
- ✓ Load capacity: max. 20 kg per basket
- ✓ Storage version: Saphir



VS SUB Sink | Saphir

## *VS SUB - BASE CABINETS*

### **VS SUB Sink**

A PULL-OUT AWASH WITH GREATNESS.

The kitchen sink contains unused potential. The storage space in front of and next to it is significant. With this practical sink basket pull-out, it becomes accessible, equipped with integrated self- and soft-closing.

#### **DETAILS**

- ✓ Cabinet widths: 800, 900, 1,000 and 1,200 mm
- ✓ Minimum installation depth: 515 mm
- ✓ Installation heights:
  - 185 mm with runner and front attachment
- ✓ Mounting of the baskets on the runners without tools
- ✓ 3D front adjustment allows simple, convenient front adjustment
- ✓ Load capacity: max. 20 kg per basket
- ✓ Storage version: Saphir





## **VS ENVI - WASTE BIN SYSTEMS**

Hygiene, environmental awareness and sustainability play a special role in the kitchen - especially in waste disposal. This requires system solutions which maintain both - the cleanliness of the kitchen and a flexible separation. As a result, it's not only your own living space that stays clean, but nature as well.





VS ENVI Space with three-bin version and bio-lid

## VS ENVI - WASTE BIN SYSTEM

### VS ENVI Space VS ENVI Space Pro

EVEN THE UNUSABLE NEEDS SPACE.

Dishes, cutlery, cooking utensils and food share storage space in the kitchen. But waste needs space, too. Thanks to its various volumes, this space-saving system is the optimal solution. The containers are made from high quality plastic with side walls that are especially easy to clean. The soft-close pull-out guarantees quiet, effortless closing.

#### DETAILS

- ✓ Cabinet widths: 400, 450, 500, 550, 600, 800 and 900 mm
- ✓ Installation depth: 464 mm
- ✓ Installation height VS ENVI Space: 370 mm
- ✓ Installation height VS ENVI Space PRO: 470 mm
- ✓ EasyFit: tool-free installation of bin support onto the runners
- ✓ Integral installation template: no measuring necessary when installing into cabinet
- ✓ Integrated 3-D front adjustment using an excenter
- ✓ Integrated soft-closing and self-closing in both runners
- ✓ Additional storage available on powder-coated removable lid
- ✓ Special insert for perfect bag fastening
- ✓ Special version with an installation depth of 310 mm for installation in front of under-worktop appliances
- ✓ Total capacity system: 20 to 84 litres



VS ENVI Space XX Pro with three-bin version (1x21 and 2x35 litres)

## *VS ENVI - WASTE BIN SYSTEM*

### **VS ENVI Space XX VS ENVI Space XX Pro**

A BIG HELP IN A SMALL CABINET.

The space-saving VS ENVI Space XX, with its own rail system, automatic closure and soft-close can be installed laterally in a very small kitchen unit, not necessarily below the sink, providing high-capacity, convenient waste disposal close to the worktop. Equipped with a guide system, self-closure and soft-close, it accommodates large containers even in small kitchen cabinets. The system can be used directly under the counter top, enabling easy input of waste, directly from the work surface.

#### **DETAILS**

- ↘ Cabinet widths: 300, 400, 450, 500 and 600 mm
- ↘ Installation depth: min. 480 mm or min. 515 mm
- ↘ Installation height VS ENVI Space XX: min. 490
- ↘ Installation height VS ENVI Space XX Pro: min. 580 mm
- ↘ Integrated 3-D front adjustment using an excenter
- ↘ Integrated soft-closing and self-closing on both versions
- ↘ Additional storage available using powder-coated lid
- ↘ System capacity: 29.5 to 91 litres





VS ENVI Fit with two-bin version (2x21 litres)

## *VS ENVI - WASTE BIN SYSTEM*

### **VS ENVI Fit**

FITS IN EVERY KITCHEN.

You don't have to turn your entire kitchen on its head to optimize waste sorting. This solution can be integrated in any standard pull-out, to keep the same drawer system in the entire kitchen. The flexible frame replaces the bottom and back wall of the drawer. The casing does not have to be replaced.

#### **DETAILS**

- ✓ Cabinet widths: 450, 500 and 600 mm
- ✓ Installation depth: 450 mm
- ✓ Can also be fitted on 500 mm deep drawer system
- ✓ Minimum installation height: min. 426 mm (maxi version)
- ✓ Additional heights available: 216, 256 and 323 mm
- ✓ One system for all pull-out systems
- ✓ Optional lid variants: standard lid closed and bio-lid with active carbon filter
- ✓ The firming frame replaces the drawer bottom
  - individually adjustable
  - in combination with wood- or steel back panel
- ✓ The easy and flexible installation enables with minimum variants a maximum of flexibility in relation to the frame system





VS ENVI Flex with three-bin version (1x22 und 2x10 litres)

## VS ENVI - WASTE BIN SYSTEM

### VS ENVI Flex VS ENVI Flex Pro

#### CLEANLINESS MEETS FLEXIBILITY

The VS ENVI Flex is designed to complement current kitchen planning. The system is based on the standard drawer pull-out, fitted with a screw-fixed base frame that holds the individual waste disposal bins. Simple, practical and satisfying.

#### DETAILS

- ✓ Cabinet widths: 400, 450, 500, 600, 800 and 900 mm
- ✓ Installation depths: 400 mm
- ✓ Installation height VS ENVI Flex: min. 366 mm
- ✓ Installation height VS ENVI Flex: min. 466 mm
- ✓ Later installation in any pull-out system
- ✓ Integral stabilisation of the front
- ✓ Additional storage available using powder-coated removable lid
- ✓ Total capacity system: 22 to 84 litres



VS ENVI Free with four-bins

## VS ENVI - WASTE BIN SYSTEM

### VS ENVI Free


FREE REIN FOR WASTE SORTING.

The Vauth-Sagel system provides freedom with its separate bins that can be positioned in a variety of combinations. Based on the drawer runners of the existing unit, the VS ENVI Free can be combined with any of the comfort features provided by the manufacturer, such as total extension, soft-close and automatic push-opening. This system of bins flexibly positioned in a drawer is stabilised by a non-slip mat.

#### DETAILS

- Bin heights: 216, 256 and 326 mm
- Non-width-dependent placing of bins
- Later positioning into any pull-out system
- Lid options, standard closed lid and bio-lid with active charcoal filter
- Special insert for perfect bag fixing
- Bin capacity: 5.5 to 29 litres





VS ENVI Drawer with 2x2.7 and 3x1.2 litres bins in combination with VS ENVI Space

## *VS ENVI - WASTE BIN SYSTEM*

### **VS ENVI Drawer**

MORE SPACE, MORE ORGANIZATION.

Why not get the most benefit of your waste bin cabinet? This innovative module expands the usable storage space with a drawer holding containers for cleaning and kitchen utensils. Depending on the position of the water connections, plastic containers can be suspended in the powder-coated metal framework. Two synchronized full pull-outs provide for an easy opening and soft-closing.

#### **DETAILS**

- ✓ Cabinet widths: 500 and 600 mm
- ✓ Installation depth: 490 mm with hanging bin
- ✓ Installation height: 100 mm
- ✓ Capacity of small bin 1.2 litres, large bin 2.7 litres
- ✓ EasyFit: tool-free installation of bin support onto the runners
- ✓ Integrated installation template: no measuring necessary when installing into cabinet
- ✓ Integrated soft-closing and self-closing on both versions





VS ENVI Kick

## *VS ENVI - WASTE BIN SYSTEM*

### **VS ENVI Kick**

KICK TO OPEN.

A system for a soft and comfortable opening of all front pull-outs such as the VS ENVI Space. The ergonomically pleasantly designed step, opens the waste bin system fully with little effort. The opening mechanism returns automatically to its starting position.

#### **DETAILS**

- Simple and hands-free door opening using foot pedal
- Minimum plinth height: 70 mm
- For all front pull-outs for example VS ENVI Space with self-closing and soft-closing
- Easy installation with installation template provided with the kit
- Minimum required space under the waste bin systems or drawers
- Later installation in any pull-out system with front opening possible
- Pedal is returned to starting position by a spring
- Virtually silent
- No scratching to the front



VS ENVI Center with four-bin version (3x9 und 1x12 litres)

## *VS ENVI - WASTE BIN SYSTEM*

### **VS ENVI Center**

AN ALL-AROUND SUCCESS FOR HYGIENE.

Handling kitchen waste requires reliable solutions like these: When the system is opened the lid lifts up and the bins swing out; when the system is closed, the lid is automatically placed on the bins. Cleanliness and hygiene are of prime importance. The bins are made of high-grade plastic with extra-smooth sides, making them easier to clean.

#### **DETAILS**

- ✓ Cabinet width: min. 400 mm (for the single- and two-bin version)
- ✓ Cabinet width: min. 500 mm (for three- and four-bin version)
- ✓ Minimum installation depth: 350 mm for the single- and two-bin versions
- ✓ Minimum installation depth: 450 mm for three- and four-bin versions
- ✓ Minimum installation height: min. 525 mm
- ✓ EasyFit: tool-free removal and replacement after initial installation
- ✓ Easy removal of entire system for cleaning the cupboard
- ✓ No additional strain on the front
- ✓ Bins swing out automatically when the door is opened
- ✓ Can be combined with all standard hinges
- ✓ Total capacity system: 18 to 39 litres



## **VS COR - CORNER CABINETS**

A corner cabinet is not simply a cabinet placed in a corner. With this conceptual approach, we have developed cabinet solutions that not only optimally utilize angled spaces, but instead put the corner right in the centre of the kitchen experience. As a result, we open up unseen perspectives in the kitchen and allow people to experience space in a new way.





CORNERSTONE MAXX | Curve

*VS COR - CORNER CABINETS*

## CORNERSTONE MAXX

THE MAXXIMUM IN INNOVATION.

When you open the corner cabinet in the kitchen, you need a solution that meets you with the full contents – without obstructing the adjacent cabinets. CORNERSTONE MAXX fulfils this need. Straight-extending kinematics with energy storage support, floating design with wide, stable shelf surfaces and simple installation. Your kitchen is upgraded in every respect as a result.

### DETAILS

- ✚ Cabinet widths: 800, 900 and 1,000 mm
- ✚ Door widths: 400, 450, 500 and 600 mm
- ✚ Installation depth: min. 490 mm
- ✚ Load capacity: max. 25 kg per shelf
- ✚ EasyFit: tool-free assembly of shelf elements on the support arms
- ✚ Unhanded
- ✚ PAM: power assisted movement in pull-out direction
- ✚ Simple height adjustment, even when installed
- ✚ The bases can be moved in and out independently and do not obstruct the adjacent cabinet
- ✚ Floating design due to hidden fastening
- ✚ Large-area shelves
- ✚ Storage versions: Rail, Smart and Curve



CORNERSTONE | Rail

## VS COR - CORNER CABINETS

# CORNERSTONE

THE CORNER IN THE CENTRE.

A CORNERSTONE carousel moves the entire content in front of the unit, thereby unlocking completely new design perspectives. The shelves swivel out to a comfortable distance away from the cabinet; everything is within easy reach. Each shelf can be attached at the required height, and the shelves disappear back inside the unit when the door is closed. CORNERSTONE's design is clear-cut and purist; the materials have been chosen perfectly to meet even the highest expectations. Thanks to a wide choice of interior fittings, CORNERSTONE offers as many individual customisation options as possible.

### DETAILS

- ✓ Cabinet widths: 800, 900 and 1,000 mm
- ✓ Door widths: 400, 450, 500 and 600 mm
- ✓ Minimum installation depth: 485 mm
- ✓ Minimum installation height: 520 mm
- ✓ Left and right hand version
- ✓ EasyFit: no tools needed to attach the storage elements to the central tube
- ✓ No tools needed to adjust the shelf height
- ✓ The upper shelf closes automatically when shutting the door thanks to a castor wheel
- ✓ The lower shelf is automatically pulled-out and pushed-in via a carrier when opening the door
- ✓ Load capacity: max. 20 kg per shelf
- ✓ Storage versions: Basic, Rail and Smart





VS COR Wheel Pro | Rail 4/4

## VS COR - CORNER CABINETS

### VS COR Wheel Pro

EVERYTHING REVOLVES AROUND YOU.

When it comes to kitchen corners, the more accessible storage space, the better. That's why this corner cabinet solution has no central, space-consuming standpipe, which gives you up to 20 percent more storage area – ideal for bulky kitchenware. The bases are held stable in the cabinet by an angled traverse. This function can also be used for under-sink cabinets, and the hidden mechanism also supports the aesthetic impression.

#### DETAILS

- ✓ Cabinet widths: 600 x 600, 650 x 650, 800 x 800 and 900 x 900 mm
- ✓ Minimum side installation depth: 490 mm
- ✓ EasyFit: tool-free installation of storage units onto the supporting arms
- ✓ Flexible base positioning irrespective of cabinet height
- ✓ Can be installed in base, tall and wall cabinets
- ✓ Can be installed into an existing kitchen
- ✓ Load capacity: max. 27.5 kg per shelf  
(in units measuring 600x600 mm and 650x650 mm, max. 12 kg per base)
- ✓ Unit versions: 3/4, 4/4 and concave
- ✓ Storage versions: Basic, Rail, Smart and Curve





VS COR Fold | Planero

## VS COR - CORNER CABINETS


### VS COR Fold

URNS A FOLD INTO KITCHEN GOLD.

Regardless of what you've stored in the corner cabinet – with this solution, you can reach it effortlessly. The front baskets swivel out effortlessly when opening and facilitate access to the rear baskets, which automatically move into the front cabinet section. The integral self-closing damping unit guarantees quiet, effortless closure of the pull-out.

#### DETAILS

- ✓ Cabinet widths: 800 and 900 mm
- ✓ Door widths: 400 and 450 mm
- ✓ Minimum installation depth: 485 mm
- ✓ Minimum installation height: 530 mm
- ✓ EasyFit: tool-free installation of the front onto pull-out
- ✓ 3D front adjustment allows simple, convenient front adjustment
- ✓ Individual height adjustment for baskets
- ✓ Maximum load: max. 8 kg per front basket, rear baskets 9.5 kg each
- ✓ Load capacity: max. 35 kg
- ✓ Storage versions: Classic, Saphir, Premea, Artline and Planero



VS COR Fold G | Premea

## *VS COR - CORNER CABINETS*

### **VS COR Fold G**

A FIRM GRIP ON SPACE.

Everything under control: in this variant, the front connection is replaced by a handle to manually move the baskets in front of the cabinet. Of course we maintained characteristic such as the easy to open and close movement, integrated shock absorption and self closure, as well as the simple assembly.

#### **DETAILS**

- ✓ Cabinet widths: 800 and 900 mm
- ✓ Door widths: 400 and 450 mm
- ✓ Minimum installation depth: 485 mm
- ✓ Minimum installation height: 530 mm
- ✓ Individual height adjustment for baskets
- ✓ Maximum load: max. 8 kg per front basket, rear baskets 9.5 kg
- ✓ Load capacity: max. 35 kg
- ✓ Storage versions: Classic, Saphir, Premea, Artline and Planero





VS COR Flex I Premea

## VS COR - CORNER CABINETS

### VS COR Flex

ACCESS TO EVERY CORNER.

Even the largest storage space is useless if it's not accessible. That's why this system enables full access to the cabinet contents, transforming every corner into functional space. Installation is unhanded: the frame is mounted to the bottom of the corner cabinet.

#### DETAILS

- ✓ Cabinet widths: 900, 1,000 and 1,200 mm
- ✓ Door widths: 450 - 600 mm
- ✓ Minimum installation depth: 480, 500, 575 mm
- ✓ Minimum installation height: 530 mm
- ✓ Integrated soft-closing and self-closing on both pull-outs
- ✓ Installation template: no measuring necessary when installing into cabinet
- ✓ Maximum load: 8 kg per basket
- ✓ Load capacity: max. 32 kg
- ✓ Storage versions: Classic, Saphir, Premea and Planero





## **VS TAL - TALL CABINETS**

---

An elegant tall cabinet is the gateway to a good kitchen life. As a storage cabinet for food or as a practical storage option for kitchen utensils, it significantly contributes to improved working efficiency and an increased quality of life. Neither narrow gaps nor small opening angles stand in the way of our top cabinet solutions.



VS TAL Gate | Planero

## VS TAL - TALL CABINETS

### VS TAL Gate

THE GATEWAY TO MAXIMUM STORAGE SPACE.

This tall cabinet solution opens up the best perspectives in the kitchen. Developed for maximum storage space and easy access, it sets new standards in convenience and design. It is particularly characterized by the opening mechanism that automatically moves the stored goods toward the user in one go, providing for an optimal overview.

#### DETAILS

- ✓ Cabinet widths: 450, 500 and 600 mm
- ✓ Minimum installation depth: 480 mm
- ✓ Installation height: 650 to 2,140 mm
- ✓ Unhanded
- ✓ EasyFit: tool-free installation of frame onto the lower runners
- ✓ EasyFit: tool-free attachment of carriers to mounting frame
- ✓ Individual height-adjustment for baskets
- ✓ Load capacity: max. 75 kg
- ✓ Storage versions: Classic, Saphir, Premea, Artline and Planero



VS TAL Gate C | Premea

## VS TAL - TALL CABINETS

### VS TAL Gate C

MAXIMUM ACCESS WITH MINIMAL OPENING.

Even in large kitchens, some cabinets have less space than others. This solution was specially developed for corner situations which need a small opening angle. The baskets move toward the user. The pull-out can be moved completely in front of the cabinet by pulling on the shelf.

#### DETAILS

- ✓ Cabinet widths: 300 and 400 mm
- ✓ Minimum installation depth: 500 mm
- ✓ Installation height: 1,200 to 2,140 mm
- ✓ EasyFit: tool-free installation of frame onto the lower runners
- ✓ EasyFit: tool-free attachment of carriers to mounting frame
- ✓ Individual height adjustment for baskets
- ✓ Load capacity: max. 75 kg
- ✓ Storage versions: Classic, Saphir, Premea, Artline and Planero





VS TAL Gate N | Saphir

## VS TAL - TALL CABINETS

### VS TAL Gate N

SPACE NEVER RUNS SHORT HERE.

Space-saving solutions are especially important in the kitchen: like this practical pull-out that gets the best out of narrow tall cabinets. With a single grip it provides an insight into the entire contents of the cabinets. The approx. 160° door opening and the height-adjustable shelves allow for customized adjustments.

#### DETAILS

- ✓ Cabinet widths: 300 and 400 mm
- ✓ Minimum installation depth: 480 mm
- ✓ Installation height: 650 to 2,140 mm
- ✓ Unhanded
- ✓ EasyFit: tool-free installation of frame onto the lower runners
- ✓ EasyFit: tool-free attachment of carriers to mounting frame
- ✓ Individual height adjustment for baskets
- ✓ Load-capacity: max. 75 kg
- ✓ Storage versions: Classic, Saphir, Premea, Artline and Planero



VS TAL Gate Pro | Artline

## VS TAL - TALL CABINETS

### VS TAL Gate Pro

EVEN MORE SPACE FOR YOUR IDEAS.

Its extraordinary user-friendliness, efficiency and its harmonious design make it an element that you do not want to miss in a state-of-the-art kitchen.

The fitting not only provides large storage space, but also fulfills all the requirements of a comfortable storage space solution. Enhance it to become a chef pantry, where two storage cabinets are arranged next to each other.

#### DETAILS

- ✓ Cabinet widths: 450, 500 and 600 mm
- ✓ Minimum installation depth: 480 mm
- ✓ Installation height: 650 to 2,140 mm
- ✓ Unhanded
- ✓ EasyFit: tool-free installation of frame onto the lower runners
- ✓ EasyFit: tool-free attachment of carriers to mounting frame
- ✓ Individual height adjustment for baskets
- ✓ Load capacity: max. 20 kg door (5 kg per basket), 80 kg slide (20 kg per basket)
- ✓ Storage versions: Classic, Saphir, Premea, Artline and Planero





VS TAL Larder | Planero

## VS TAL - TALL CABINETS

### VS TAL Larder

YOUR STOCKPILE OF ACCESSIBLE STORAGE SPACE.

Every kitchen needs a little elegance. The front opens and shuts easily and silently due to the damping and self closing mechanism of the full extension runners. The frame and the front connections are designed in a high-quality, double powder-coated surface.

#### DETAILS

- ✓ Cabinet widths: 300, 400, 450 and 500 mm
- ✓ Installation depth: 470, 500 or 575 mm
- ✓ Installation height: 650 to 2,350 mm
- ✓ EasyFit: self-locking system for tool-free installation of frame into upper and lower guide rails
- ✓ 3-D front adjustment allows simple, convenient front adjustment
- ✓ Front stabilised by fascia strips
- ✓ Individual height adjustment for baskets
- ✓ Heavy-duty, noise-restricted roller guides
- ✓ Synchronised upper and lower end stops
- ✓ Full synchronised bottom runner
- ✓ PAM: optional power assisted movement in pull-out direction
- ✓ Self- and soft close
- ✓ Load capacity: max. 80 kg
- ✓ Total load capacity: max. 120 kg
- ✓ Storage versions: Classic, Saphir, Premea, Artline and Planero





VS TAL Larder Spin | Artline

## VS TAL - TALL CABINETS

### VS TAL Larder Spin

A PULL-OUT THAT TURNS IT ALL AROUND.

It's often the details that make a kitchen more comfortable. Based on the reliable pharmacy pull-out, this solution provides convenient added value: it can be rotated completely to the right or left when extended allowing free access to the stored items.

#### DETAILS

- ✓ Cabinet widths: 300 and 400 mm
- ✓ Minimum installation depth: 500 mm
- ✓ Variable frame heights from 1,290 to 2,230 mm
- ✓ Front stabilised by fascia strips
- ✓ Rails with high performance wheels for a total load of 120 kg
- ✓ 3D front adjustment allows simple, convenient front alignment
- ✓ Functional clip for height adjustable basket assembly; firm grip and low-noise level
- ✓ Storage versions: Classic, Saphir, Premea, Artline and Planero



## **VS TOP - WALL CABINETS**

---

Taking advantage of every possible space – that is the highest imperative in the development of our top cabinet solutions. It makes no difference whether it's full-fledged storage for dishes or a well-arranged spice container shelf. Organization and optimal use of space support everyday work in the kitchen and make space for the beautiful things in life.



VS TOP Dish

## *VS TOP - WALL CABINETS*

### **VS TOP Dish**

RAISE YOUR GLASSES.

When it comes to storing dishes, afternoon coffee is just as important as a festive dinner. With the dish storage unit, the dishes used every day are clearly arranged and every piece is freely accessible. The pull-out collecting pan prevents water from dripping into the cabinet.

#### **DETAILS**

- ✓ Cabinet widths: 600 and 900 mm
- ✓ Installation depth: 300 to 340 mm
- ✓ A sturdy frame enables the accommodation of storage elements and a collection pan
- ✓ Usable shelf area extends to walls
- ✓ The dish storage unit is permanently connected to the cabinet
- ✓ Most solid structure in the market
- ✓ Cabinet rear wall is embedded in the rear aluminium profile of dish rack
- ✓ Storage version: Chrome





VS TOP Spice

## *VS TOP - WALL CABINETS*

### **VS TOP Spice**

A PINCH MORE STORAGE SPACE.

Oregano, cayenne pepper, savoury – no kitchen is complete without spices. This spice rack makes the search for the right spice convenient and practical. Mounted on the inside of the top cabinet door, it provides for optimal use of space.

#### **DETAILS**

- ✓ Door adapter for cabinet: 300, 400, 450, 500 and 600 mm
- ✓ Easy fastening, including to panel doors, with adapter rails
- ✓ Variants: 12 or 24 standard spice containers



## **V S   A D D   -   A C C E S S O R I E S**

It's often the small things that make our lives more beautiful. Our add-on solutions are the best example of this. They provide more organization and convenience at home and complete the kitchen, turning it into a modern, cross-generational living space. After all, everyone should feel comfortable there, down to the last detail.





VS ADD Towel

## *VS ADD - ACCESSORIES*

### **VS ADD Towel**

YOUR SERVANT FOR KITCHEN AND BATH.

Whether for drying dishes or hands – towels are indispensable in the household. All the better when they are always at the ready, thanks to an intelligent, space-saving solution. This extendable holder upgrades any kitchen or bath cabinet with a practical storage option.

#### **DETAILS**

- Installation depth: min. 310 mm or min. 465 mm
- Variants: 1, 2 or 3 arms
- Suitable for side and overhead installation
- With catching function for the inserted and extended position
- Variants: Chrome and aluminium



VS ADD Shelf

## *VS ADD - ACCESSORIES*

### **VS ADD Shelf**

THE RIGHT SHELF FOR EVERY POSITION.

Practical, clearly arranged and sturdy – no matter which height. This shelf can be installed in a wall cabinet, base cabinet or tall cabinet, providing more organization in the kitchen.

#### **DETAILS**

- ✓ Cabinet sizes: 450, 600, 800, 900, 1,000 and 1,200 mm
- ✓ Shelf holder with locking function for wall thicknesses from 16 to 19 mm.
- ✓ Shelf depths: 270 and 465 mm
- ✓ Shelf elements for base, tall and wall cabinets
- ✓ Load capacity: max. 15 kg per shelf element
- ✓ Storage versions: Saphir





VS ADD Iron

## *VS ADD - ACCESSORIES*

### **VS ADD Iron**

AN EASY WAY, EVERY DAY.

Wrinkled shirts are a no-no, but an ironing board has its pitfalls. Unless it's this one. Well stowed and quickly ready to use: this pull-out ironing board is ideal for the kitchen and laundry room.

#### **DETAILS**

- ↘ Extendable ironing board for mounting behind a drawer front
- ↘ The ironing board is pulled out in front of the cabinet on a telescopic guide and pivots automatically to a comfortable working height
- ↘ Ironing board dimensions 950x300 mm



VS ADD T.O.M.

## VS ADD - ACCESSORIES

### VS ADD T.O.M.

FINALLY, ENOUGH SPACE AND CLARITY FOR ALL THE LITTLE THINGS.

The drawer chaos in kitchens, apartments, bathrooms and offices has finally come to an end. All the small and useful things of our daily life that were stuffed into drawers are put into order and have their place now. T.O.M. , the Door Order Module, is a unique Vauth-Sagel invention. Optimal use of limited storage space; every inch is used in an efficient way. T.O.M. is simply a genius in using the space of cabinet doors that is normally wasted. Easy installation. Any cabinet door offers the necessary space for T.O.M.

#### DETAILS


- ✓ Cabinet widths: 400, 450, 500 and 600 mm
- ✓ Installation height: min. 480 mm
- ✓ Construction: high-tech aluminium frame with different storage elements made of scratch-proof clear plastic
- ✓ Available in 4 sizes
- ✓ Depth: 71 mm
- ✓ Four different kinds of storage elements in every T.O.M.
  - Low, but wide elements
  - Narrow, but deep elements
  - Magnetic areas
  - Hook strips with bungee cords
- ✓ Hidden fixing points, no screws spoil the sleek design
- ✓ Can be retrofitted
- ✓ Adapters for specific doors are included





## VARIANTS

Our solutions adapt effortlessly to the widest variety of designs, requirements and needs. This is particularly made possible by the different shelf and colour variants in which they are available. This freely combinable modular system is a response to people's increasing desire for individuality.



VS TAL Larder | Artline chrom

## SHELVES AND FITTINGS

# COLOUR VARIANTS

FROM CLASSICAL TO MODERN.

Even in the interior of cabinets, a kitchen's colours make the first impression. This colour range offers something for every taste and every space situation.



Chrom



Lava grey



Champagner



Silber (RAL 9006)





## SHELVES AND FITTINGS

### DESIGN VARIANTS

VERSATILE AND FLEXIBLE.

Shape and material are often a matter of taste when choosing baskets. That's why the entire Vauth-Sagel basket line is designed as a modular system in which the guide and the frame can each be combined with all shelf variants.




Classic



Saphir



Premea



Artline



Planero





## ROUND VARIANTS

# SHELF DESIGNS

DESIGN FOR EVERYONE.


Every person has their own aesthetic preferences. The variants available for cabinets with round bases are just as diverse.




Basic



Rail



Smart



Curve

VS COR Wheel Pro | Rail chrom



## **ABOUT VAUTH-SAGEL**

Since 1962, our name has stood for entrepreneurial independence, quality and sustainability. This makes us proud – and gives our customers confidence in having chosen the right partner.





## „Sustainability? *Is our way of life.*“

Ecology and sustainability are increasingly the foundation of our daily decisions. Together with our goal-oriented product development and a future-oriented corporate policy, conscientious behavior toward people and the environment is one of the pillars of our success. This not only includes a commitment to observing laws and regulations, but also the intention to examine every process, day by day, and to optimize them beyond these requirements. We are filled with pride to prove that an environmentally responsible implementation of processes is possible.





” *Those who work with many materials, must know many materials.*

When it comes to materials, perfection is our only standard. Whether wire, steel, sheet metal, wood or plastic – with our customized system solutions, we offer unique material expertise from a single source, resulting in a unique value-added chain. Our production in the heart of Germany, our enormous technical expertise and our commitment to always operating at the highest level in terms of process and quality give us and our customers the possibility to find new opportunities together.



“ *A future always  
needs a past.* ”

Vauth-Sagel has successfully been in business for more than 50 years. Since the baby booming days of the 1960's to the rediscovery of the kitchen in the 80's – we have recognized and shaped social trends. Just as long we have been a close partner to kitchen industry. Our reliability commit us to lasting quality. We consider the internationally famous expression "Made in Germany" to be a promise that we commit to every day. Our reliability commits us to develop a lasting quality. This is the driving force to improve our efforts every day.







Vauth-Sagel Youtube-channel  
with current product  
information



---

#### Imprint

All parts of this brochure are property of Vauth-Sagel. Reproduction of the brochure or parts thereof in any form is prohibited without our approval.

We reserve all rights under copyright law. Any liability for typographical mistakes or errors is excluded. The dimensions are non-binding. We reserve the right to make design and technical changes.

#### FSC® (FSC-C116128)

We purchase and use primarily FSC® mix "from responsible sources." The purchase, storage, processing and sale of FSC® products are monitored by an FSC®-accredited certifier. Our certification runs under the so-called COC (chain of custody), the so-called product chain. The product chain certification system guarantees to the consumer that the wood product with the FSC® seal actually originates from a certified and responsibly managed forestry operation.

#### Publisher

Vauth-Sagel | Neue Straße 27 | 33034 Brakel-Erkeln | Telephone: +49 (0) 5272 601-01  
Email: [vs@vauth-sagel.com](mailto:vs@vauth-sagel.com) | [www.vauth-sagel.com](http://www.vauth-sagel.com)

Version: May 2017 | © by Vauth-Sagel | All Rights Reserved.

---

