




Perfection Redefined



- ✔ Mortise Handles
- ✔ Pull Handles
- ✔ Stainless Steel Handles
- ✔ Mortise Locks
- ✔ Europrofile Cylinders
- ✔ Door Closers
- ✔ Floor Springs
- ✔ Patch Fittings
- ✔ Shower Hinges
- ✔ Glass Connectors
- ✔ Shower Headers & Knobs
- ✔ Hinges & Tower Bolts



Creative solutions for modern architectural world

Shree Mahavir Metalcraft Pvt. Ltd. is an establishment of over 25 years of dedication. Established in 1984 the company has now grown to be one of the largest manufacturer of modern architectural hardware in India. SMI's Modern state of art manufacturing unit in Jamnagar, Gujarat is equipped with the latest technology machines and a technically qualified team to meet the increasing needs of the customer.

Over the years SMI has excelled in the field of builders hardware providing products like door locks, door handles and various kinds of architectural hardware.

We offer products in a variety of metals like Brass, Zinc(Zamac), Stainless Steel etc. and more importantly products can be custom made exactly in accordance with the specification of the customer.

Willingness to provide quality that surpasses customer's expectations at extremely competitive prices is what sets us apart from the competition.



Vision

To be a leader in the architectural hardware industry through innovations, quality products and mutually beneficial alliances.



Mission Statement

To support our customers by providing superior products and services of exceptional value which help them gain competitive advantage in their markets.

To sustain our vision by constantly seeking renewal via continual improvement in processes , and the application of new technologies and best business practices.

To provide a pleasant, nurturing and growth oriented environment which encourages our employees to be highly productive and to grow personally and professionally.



Environment Policy

Shree Mahavir Metalcraft Pvt. Ltd. accepts responsibility for the harmful effects its operations have on both the local and global environment and is committed to reducing them. SMI will measure its impact on the environment and set targets for ongoing improvement.

SMI will comply with all relevant environmental legislation and will implement a training program for its staff to raise awareness of environmental issues and enlist their support in improving the Company's performance.



Health and Safety Policy

Shree Mahavir Metalcraft Pvt. Ltd. will ensure each employee is given information, instruction and training to enable the safe performance of all work activities.

It is our duty to ensure that all processes and systems of work are designed to take into account health and safety of our employees and are properly supervised at all times.

Should any of our activities endanger the health and safety of our employees, such activities will be monitored and where necessary, arrangement for health surveillance will be made.



Performance Standards

1. Solvent resistance double rubs (acetone test)	1000+
2. Pencil hardness	4H+
3. Corrosion resistance (polished brass) (natural salt spray test as per ASTM B 117)	500Hrs.
4. Abrasion resistance litres sand (As per ASTM D968 using ottowa sand)	18+ (litres sand)
5. Sweat resistance cycle (AHS/BHMA test USA specification)	Pass4
6. Corrosion resistance (Zinc die cast) hours	200Hrs.+
7. Handle life cycle test	100,000+
8. Lock life cycle test	200,000+
9. Cylinder life cycle test	200,000+



**ELITE
SERIES**





■ V-2000-PL
 ■ V-2000-OR

Model	V-2000
Material	Brass
Finishes	<input checked="" type="checkbox"/> SS/CP <input type="checkbox"/> CP



■ V-2001-PH
 ■ V-2001-OR

Model	V-2001
Material	Brass
Finishes	<input checked="" type="checkbox"/> SS/CP <input checked="" type="checkbox"/> CP



■ V-2002-PH

■ V-2002-PL

■ V-2002-OR

Model	V-2002
Material	Brass
Finishes	SS/CP

Technical drawing of the V-2002 handle showing dimensions: 90.00, 114.00, 214.00, 140.00, 85.00, 140.00, 20.00, 53.50, 60.00.



■ V-2004-OR

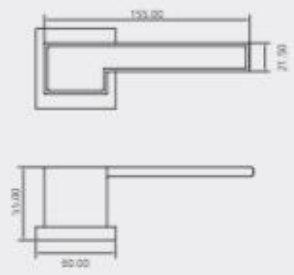
Model	V-2004
Material	Brass / Zinc Alloy
Finishes	SS CP

Technical drawing of the V-2004 handle showing dimensions: 127.00, 47.00, 53.50, 60.00.



■ V-2008-OR

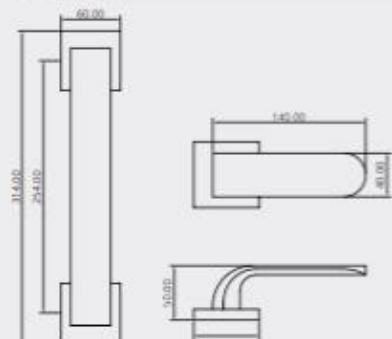
Model	V-2008
Material	Brass / Zinc Alloy
Finishes	<input type="checkbox"/> SS/CP <input checked="" type="checkbox"/> CP/Black <input type="checkbox"/> CP/White




■ V-2005-PH

■ V-2005-OR

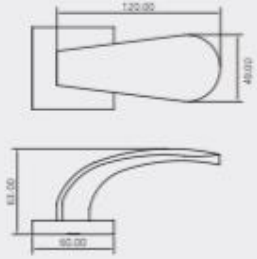
Model	V-2005
Material	Pull Handle : Brass / Zinc Alloy Rose : Brass
Finishes	<input type="checkbox"/> SS <input checked="" type="checkbox"/> CP





■ V-2010-OR

Model	V-2010
Material	Brass
Finishes	<input type="checkbox"/> SS <input checked="" type="checkbox"/> CP

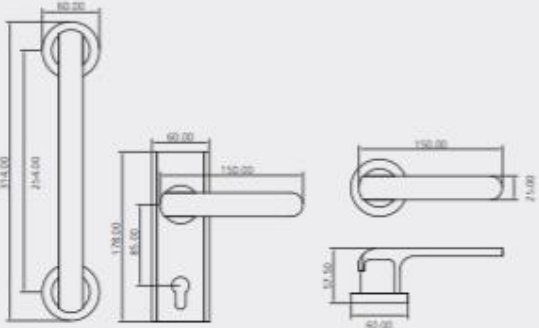



■ V-2012-PH

■ V-2012-PL

■ V-2012-OR

Model	V-2012
Material	Brass / Zinc Alloy
Finishes	<input checked="" type="checkbox"/> SS/CP





■ V-2016-PH

■ V-2016-PL

■ V-2016-OR

Model	V-2016
Material	Brass / Zinc Alloy
Finishes	SS/CP



■ V-2017-OR

Model	V-2017
Material	Brass / Zinc Alloy
Finishes	SS/CP



■ V2019-OR

Model	V-2019
Material	Brass / Zinc Alloy
Finishes	SS/CP



**PREMIUM
SERIES**

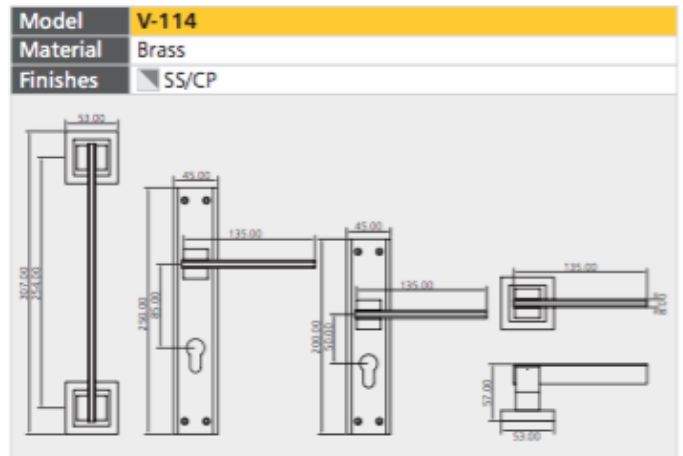




■ V-114-PH

■ V-114-10
■ V-114-08

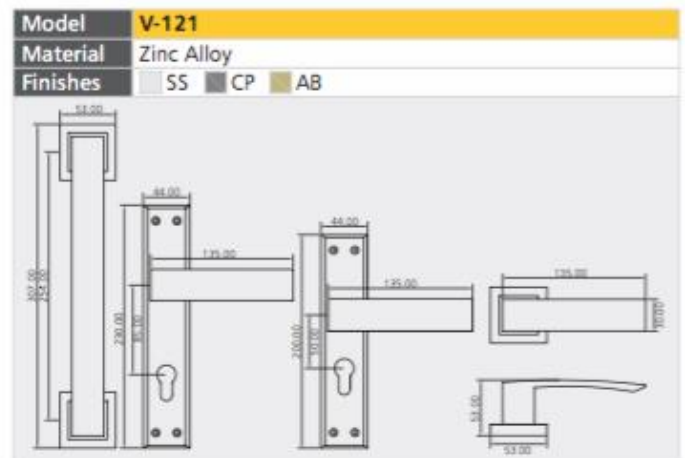
■ V-114-OR



■ V-121-PH

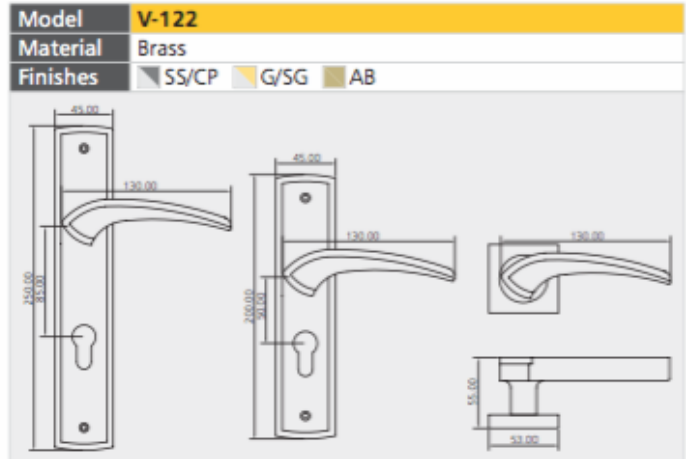
■ V-121-10
■ V-121-08

■ V-121-OR

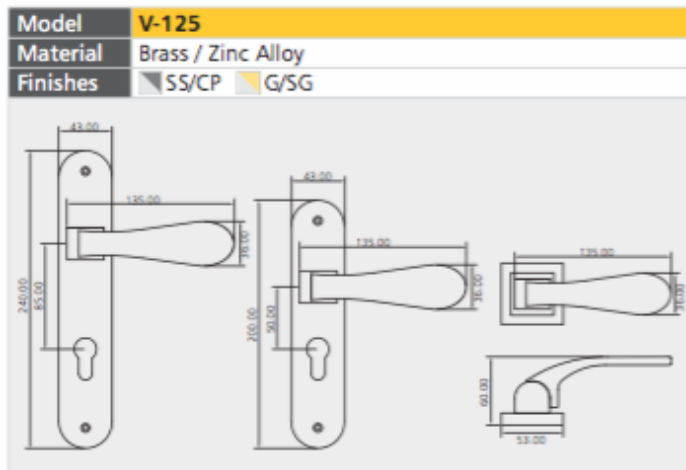




- V-122-10
- V-122-08
- V-122-OR



- V-125-10
- V-125-08
- V-125-OR



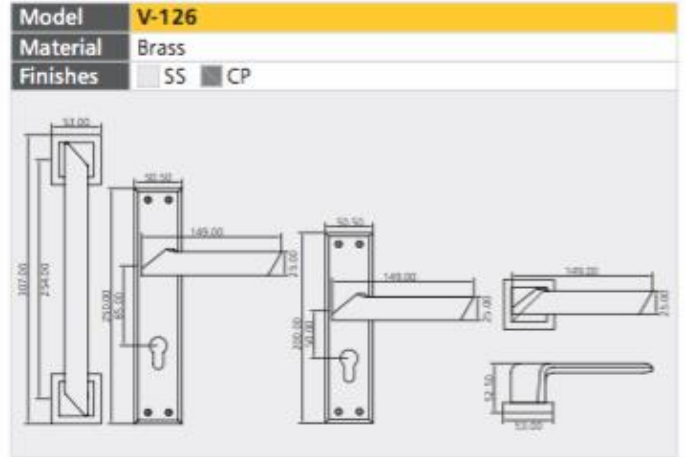


■ V-126-PH

■ V-126-10

■ V-126-OR

■ V-126-08

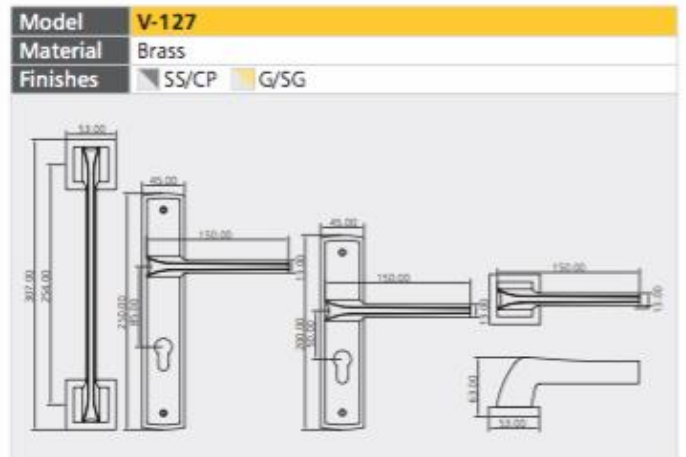


■ V-127-PH

■ V-127-10

■ V-127-OR

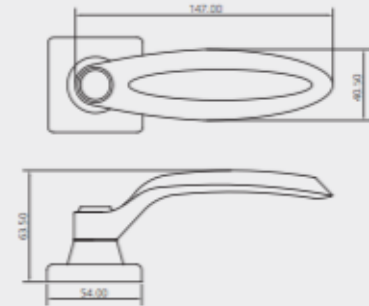
■ V-127-08





■ V-3000-OR

Model	V-3000
Material	Brass / Zinc Alloy
Finishes	<input type="checkbox"/> SS/CP <input type="checkbox"/> CP <input checked="" type="checkbox"/> G/SG



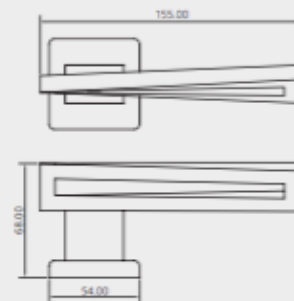
■ V-3001-OR

Model	V-3001
Material	Zinc Alloy
Finishes	<input checked="" type="checkbox"/> SS/CP <input type="checkbox"/> G/SG



■ V-3002-OR

Model	V-3002
Material	Zinc Alloy
Finishes	<input checked="" type="checkbox"/> SS <input type="checkbox"/> CP



**ECONOMY
SERIES**

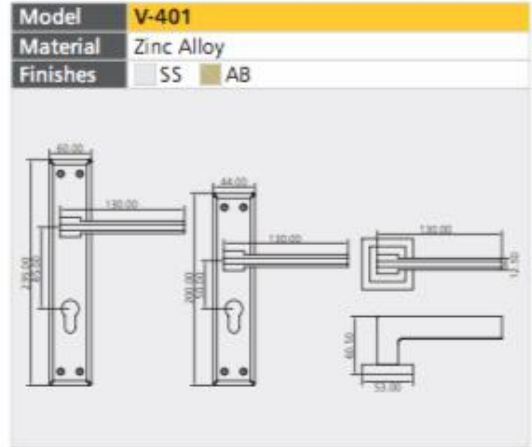




■ V-401-10

■ V-401-08

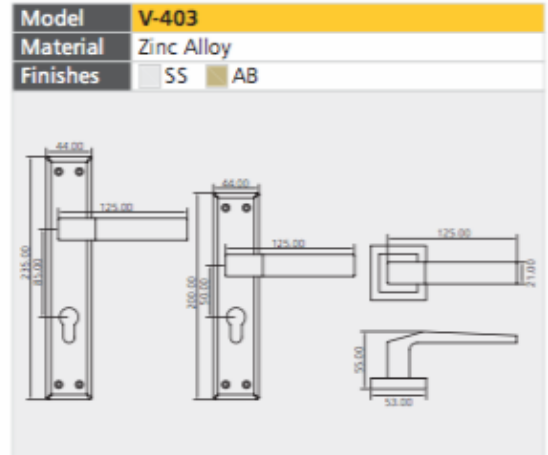
■ V-401-OR



■ V-403-10

■ V-403-08

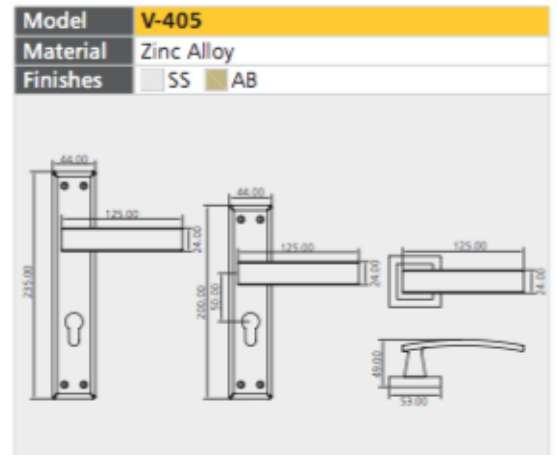
■ V-403-OR



■ V-405-10

■ V-405-08

■ V-405-OR





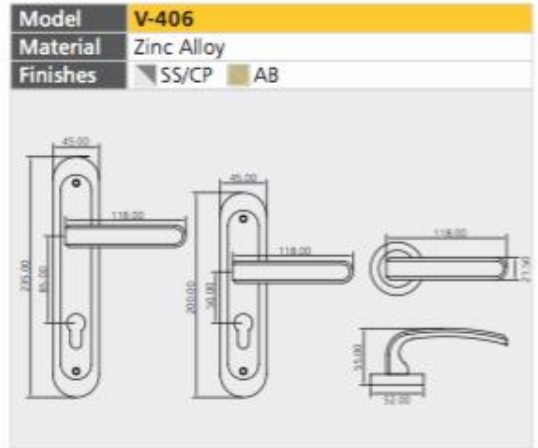
■ V-406-10



■ V-406-08



■ V-406-OR



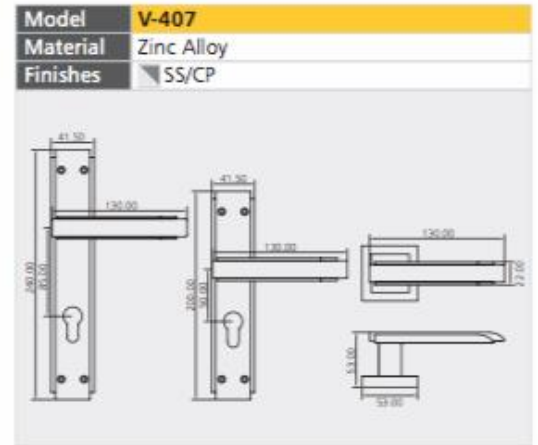
■ V-407-10



■ V-407-08



■ V-407-OR



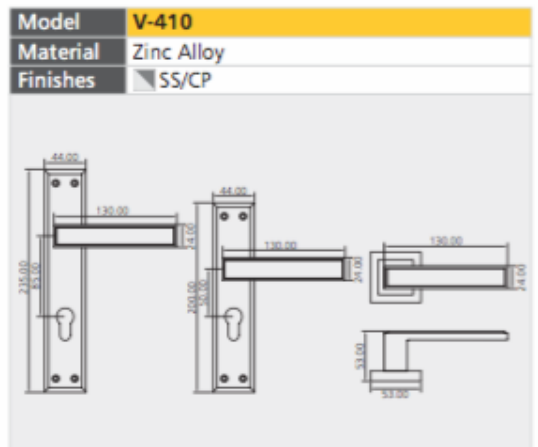
■ V-410-10



■ V-410-08



■ V-410-OR





■ V-410-10

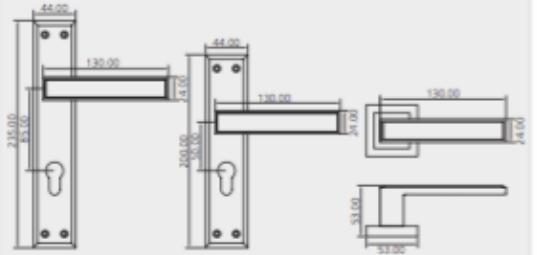


■ V-410-08



■ V-410-OR

Model	V-410
Material	Zinc Alloy
Finishes	■ SS/CP



■ V-423-10

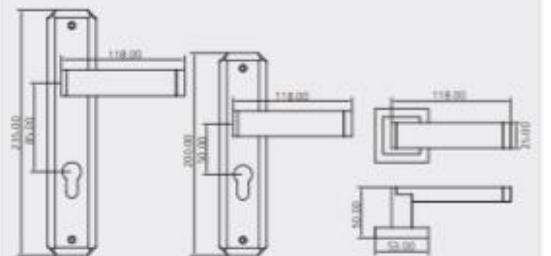


■ V-423-08



■ V-423-OR

Model	V-423
Material	Zinc Alloy
Finishes	■ SS/CP



■ V-601-10

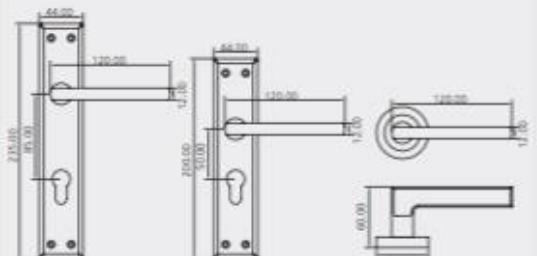


■ V-601-08



■ V-601-OR

Model	V-601
Material	Zinc Alloy
Finishes	■ SS ■ AB





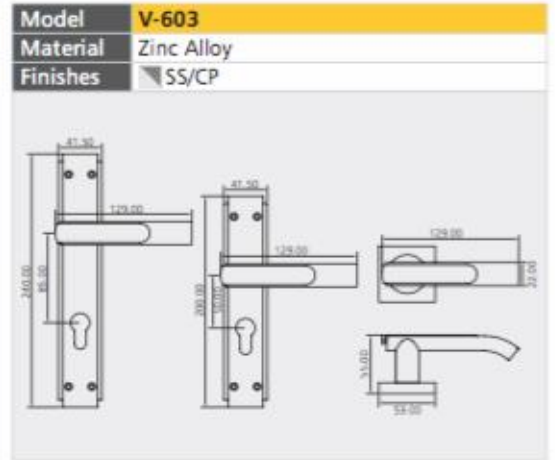
■ V-603-10



■ V-603-08



■ V-603-OR



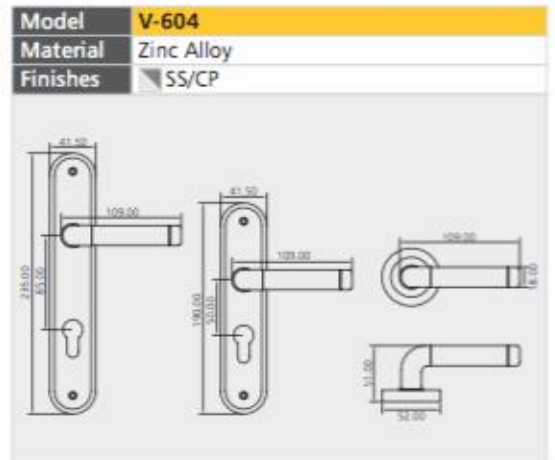
■ V-604-10



■ V-604-08



■ V-604-OR



STAINLESS STEEL
SERIES

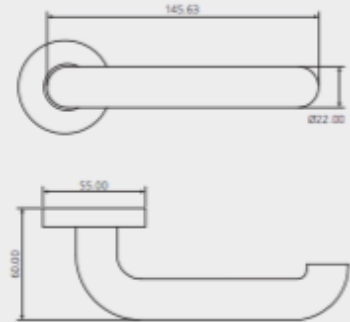


valencia



■ V-S-1000-OR

Model	V-S-1000
Material	SS 304
OR Size	■ 19mm ■ 20mm
Finishes	■ SS Matt



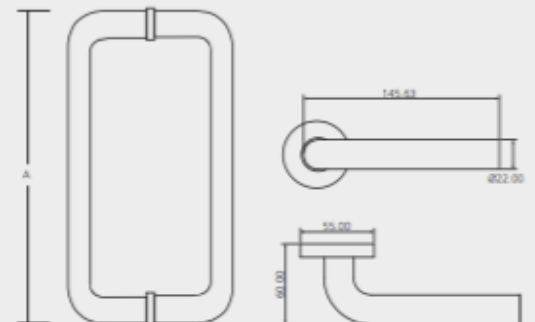
■ V-S-1001-PH



■ V-S-1001-OR

Model	V-S-1001
Material	SS 304
Finishes	■ SS Matt

Dimension	SIZE-A	DIAMETER	DIAMETER
	200 mm	22 mm	19 mm
250 mm	22 mm	19 mm	
300 mm	22 mm	19 mm	
350 mm	22 mm	19 mm	
400 mm	22 mm	19 mm	



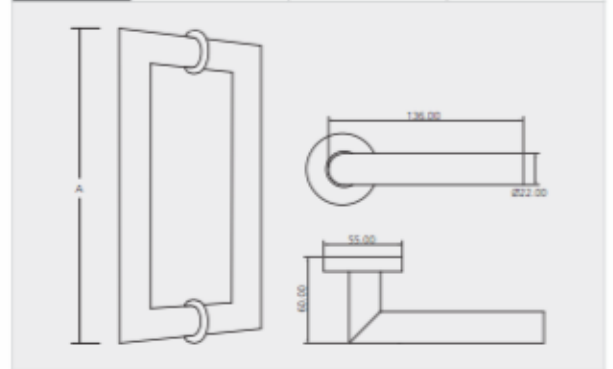


■ V-S-1002-PH



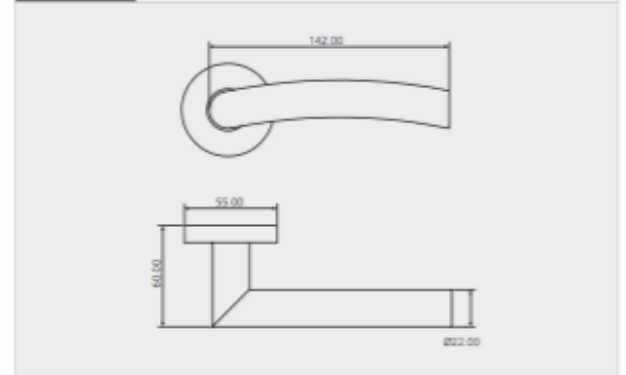
■ V-S-1002-OR

Model	V-S-1002		
Material	SS 304		
Finishes	SS Matt		
Dimension	SIZE-A	DIAMETER	DIAMETER
	200 mm	22 mm	19 mm
	250 mm	22 mm	19 mm
	300 mm	22 mm	19 mm
	350 mm	22 mm	19 mm



■ V-S-1004-OR

Model	V-S-1004	
Material	SS 304	
OR Size	■ 19mm ■ 20mm	
Finishes	SS Matt	



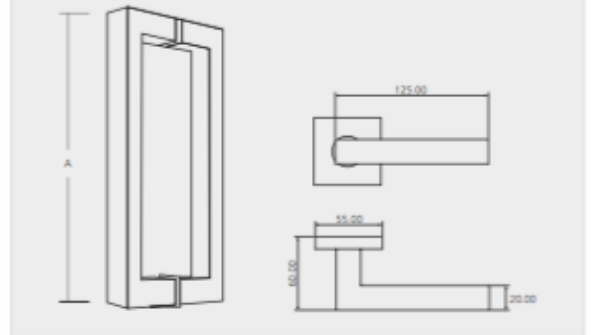


■ V-S-1005-PH



■ V-S-1005-OR

Model	V-S-1005		
Material	SS 304		
Finishes	SS Matt		
Dimension	SIZE-A	SQUARE	SQUARE
	200 mm	22x22 mm	19x19 mm
	250 mm	22x22 mm	19x19 mm
	300 mm	22x22 mm	19x19 mm
	350 mm	22x22 mm	19x19 mm



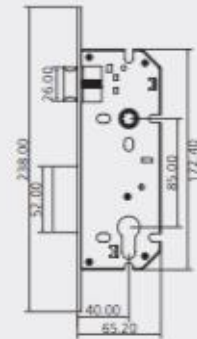
**MORTISE
LOCKS**





- V-100-40 ■ V-100-50
- V-100-45

Model	V-100
Material	240mm Lock Body (Plain)
Size	■ 40x85 ■ 45x85 ■ 50x85
Finishes	■ SS ■ CP ■ AB

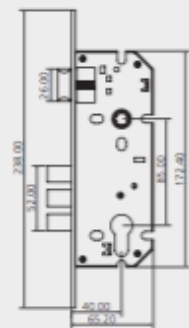


* 2,00,000 Life Cycle - Tested



- V-101-40 ■ V-101-50
- V-101-45

Model	V-101
Material	240mm Lock Body (Bullet)
Size	■ 40x85 ■ 45x85 ■ 50x85
Finishes	■ SS ■ CP ■ AB

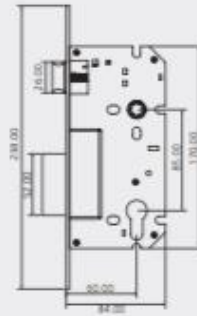


* 2,00,000 Life Cycle - Tested



■ V-102-60

Model	V-102
Material	240mm Lock Body (60 Back Set)
Size	■ 60x85
Finishes	SS CP AB

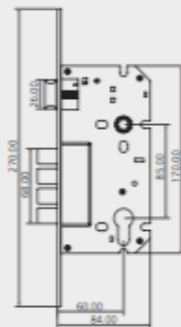


* 2,00,000 Life Cycle Tested



■ V-104-60

Model	V-104
Material	270mm Lock Body (4 Bolt)
Size	■ 60x85
Finishes	SS CP AB

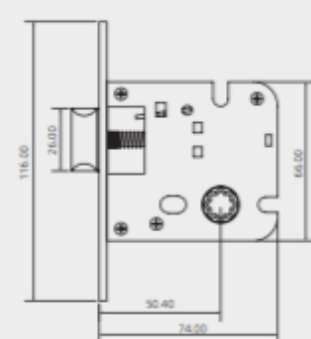


* 2,00,000 Life Cycle Tested



■ V-105-50

Model	V-105
Material	Baby Latch
Finishes	SS CP AB

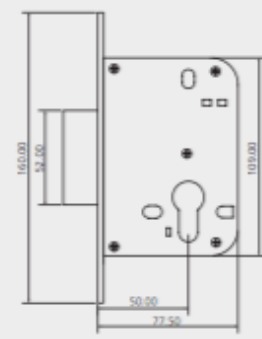


* 2,000,000 Life Cycle Tested



■ V-106-50

Model	V-106
Material	Dead Lock
Finishes	SS CP AB

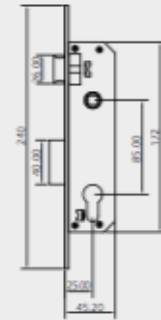


* 2,000,000 Life Cycle Tested



■ V-108-25

Model	V-108
Description	Narrow Style
Size	■ 25x85
Finishes	■ SS ■ CP ■ AB

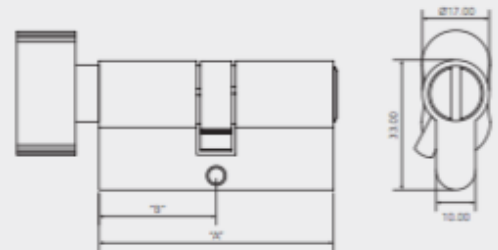


• 2,00,000 Life Cycle Tested



Model	Key Less Cylinder	
Material	Brass	
Finishes	■ SS ■ CP ■ AB	

Dimension	DIM-A	DIM-B
	60.00mm	30.00mm
70.00mm	35.00mm	
80.00mm	40.00mm	
90.00mm	45.00mm	
100.00mm	50.00mm	



• 2,00,000 Cycle Tested

DOOR
CLOSERS





■ V-DC-40

Model	V-DC-40
Weight	Door Weight upto 45 Kg.
Finishes	Silver



■ V-DC-60

Model	V-DC-60
Weight	Door Weight upto 65 Kg.
Finishes	Silver



■ V-DC-80

Model	V-DC-80
Weight	Door Weight upto 80 Kg.
Finishes	Silver

* 5,00,000 Life Cycle Tested

FLOOR
SPRINGS
& PATCH FITTINGS





Model	V-FS-80
Weight	Door Weight upto 80 Kg. Maximum Door Width 900 mm 500000 Cycles Tested



Model	V-FS-120
Weight	Door Weight upto 120 Kg. Maximum Door Width 1200 mm 500000 Cycles Tested



Model	Glass Pivot GDP
Weight	Top Pivot SS Patch Fitting



Model	Wooden Pivot WP-TP+BP
Weight	Top Pivot Wooden/ Aluminium Door

PATCH FITTINGS



Model	Bottom Patch PF-01
Material	SS-304
Thickness	1.5mm



Model	Top Patch PF-02
Material	SS-304
Thickness	1.5mm



Model	Corner Patch Lock PF-03
Material	SS-304
Thickness	1.5mm



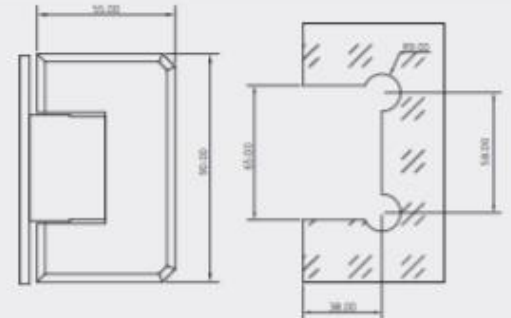
Model	L Patch PF-04
Material	SS-304
Thickness	1.5mm

SHOWER HINGES



■ V-2201-SH

Model	V-2201-SH
Description	Wall to Glass 90°
Material	Brass
Finishes	<input type="checkbox"/> SS <input checked="" type="checkbox"/> CP

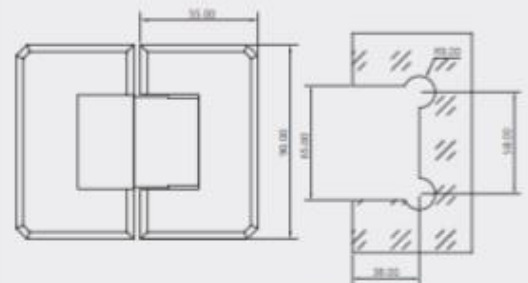


Glass Cut Out Top and Bottom



■ V-2202-SH

Model	V-2202-SH
Description	Glass to Glass 180°
Material	Brass
Finishes	<input type="checkbox"/> SS <input checked="" type="checkbox"/> CP

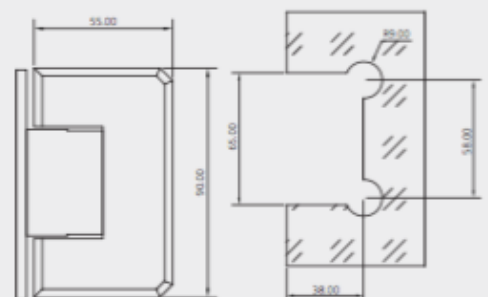


Glass Cut Out Top and Bottom



■ V-2205-SH

Model	V-2205-SH
Description	Wall to Glass 90°
Material	Brass
Finishes	<input type="checkbox"/> SS <input checked="" type="checkbox"/> CP

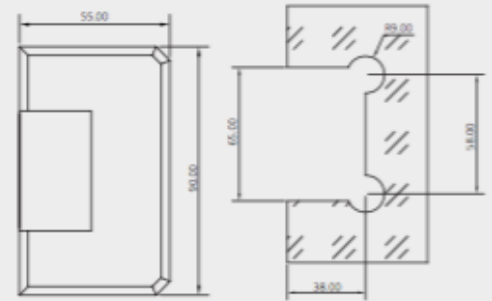


Glass Cut Out Top and Bottom



■ V-2207-SH

Model	V-2207-SH
Description	Fix Clip
Material	Brass
Finishes	<input type="checkbox"/> SS <input checked="" type="checkbox"/> CP



Glass Cut Out Top and Bottom

GLASS CONNECTORS



Model	V-GC-01
Description	Fix Bracket
Material	Brass
Finishes	<input type="checkbox"/> SS <input checked="" type="checkbox"/> CP



Model	V-GC-02
Description	Wall to Glass 90°
Material	Brass
Finishes	<input type="checkbox"/> SS <input checked="" type="checkbox"/> CP



Model	V-GC-04
Description	Glass to Glass 90°
Material	Brass
Finishes	<input type="checkbox"/> SS <input checked="" type="checkbox"/> CP



Model	V-GC-05
Description	Glass to Glass 180°
Material	Brass
Finishes	<input type="checkbox"/> SS <input checked="" type="checkbox"/> CP



Model	V-GC-06
Description	Wall to Glass 180°
Material	Brass
Finishes	<input type="checkbox"/> SS <input checked="" type="checkbox"/> CP



Model	V-GC-07
Description	Wall to Glass 135°
Material	Brass
Finishes	<input type="checkbox"/> SS <input checked="" type="checkbox"/> CP

SHOWER HEADERS & KNOBS



Model	V-SB-01
Description	Bracket Wall Socket
Material	Brass
Finishes	<input type="checkbox"/> SS <input type="checkbox"/> CP



Model	V-SB-02
Description	Bracket Wall Socket 135°
Material	Brass
Finishes	<input type="checkbox"/> SS <input type="checkbox"/> CP



Model	V-SB-03
Description	Bracket Support Clamp
Material	Brass
Finishes	<input type="checkbox"/> SS <input type="checkbox"/> CP



Model	V-SB-04
Description	Bracket Support Clamp
Material	Brass
Finishes	<input type="checkbox"/> SS <input type="checkbox"/> CP



Model	V-GK-01
Description	Door Knob
Material	Brass
Finishes	<input type="checkbox"/> SS <input type="checkbox"/> CP



Model	V-GK-02
Description	Door Knob
Material	Brass
Finishes	<input type="checkbox"/> SS <input type="checkbox"/> CP



Model	V-GK-03
Description	Door Knob
Material	Brass
Finishes	<input type="checkbox"/> SS <input type="checkbox"/> CP

Shree Mahavir Metalcraft Pvt. Ltd.

Office :
T-3 Pinnacle Business Centre
Near Ahura Centre, Mahakali Caves Road,
Andheri (East) Mumbai - 400093.

☎ +91 22 28393054
📠 +91 22 28393041

Works :
Plot No. 3059, Road No.6,
Phase III, Dared G.I.D.C.,
Jamnagar-361 004. (Guj) INDIA

☎ +91 288 3984000
📠 +91 288 3984100

